

## Product details:

Item No.: 825609

Model No.: W8A

Technical data:

Input: 12V/2.5A


CCT: 5000K

Luminous flux: 600Lm Max.

Lighting power: 6.7W Max.

CRI: 80Ra

## Tools list:




- 1: Tweezers
- 2: Pry piece
- 3: Screwdriver(PH0x75mm)
- 4: Soldering iron

## Instructions on how to remove the light source:

Note: Please operate following steps when the product is powered off.


Step1: Loosen the knob by hand until the wire inside is exposed.



Step2: Separate the black terminals with hands.



Step3: Loosen the knob by hand until the line wire is exposed.



Step4: Remove the 5 screws on lamp holder with the screwdriver(PH0x75mm).



Step5: Pry below part up directly with the pry piece.



Step6: Use the soldering iron to unsolder the wire.





Step7: Use tweezers to remove the black terminals.





Step8: Now the light source was removed without being permanently damaged for verification purposes.

